


RIES




parent
TEACHER
association

Operation "Free Money"


These stores want to give us their money! Let's take it!

By following the steps below, you can help us to raise the most money in a single year from donations by our local grocers. Get your friends, family & neighbors involved!! It only takes a few minutes to make a huge impact on our school!



box tops

Box Tops can be found on hundreds of participating products. They are worth 10¢ each when our school redeems them from Box Tops for Education! There will be 4 collections throughout the year. Place your box tops in a plastic ziploc bag or sandwich bag and put the bag inside the envelope provided. On the outside of the envelope, write the date and how many box tops you are submitting. Return the envelope back to school to your child's teacher. It's that easy!!




Kroger

Have a Kroger Plus Card? Take a copy of the school's bar code to your local Kroger and have the cashier scan the school's bar code along with your Kroger Plus card. It only has to be scanned once and Randolph will receive profits from your future purchases every time you use your Kroger Plus card. OR just go to the customer service desk and they will set you up right there! 1

RANDOLPH ELEMENTARY SCHOOL



00000 80454 4



Target

If you are a Target REDcard holder, it's simple! Just follow these steps.

1. Go to www.target.com
2. Click on "my account" in the upper left corner
3. Log in using your email & password
4. On the left side you will see "my Target" & below that click on "my REDcard"
5. In the center you will see "Take Charge of Education". Click on "Learn More"
6. In the center, you will see "look up a school". Click on "find a school"
7. Under the tab "By Location", put in Crozier for city & VA for state. Click Submit
8. Click on "Randolph Elementary School"
9. Click on "Select this School"



Martin's

Link your Martin's Bonus card to Randolph elementary school.

1. Visit www.martinsfoods.com/aplus/
2. Click on "Register" under Customer Zone
3. Enter the First 3 letters of your last name
4. Enter the 11 digit code under the barcode on the back of your savings card
5. Hit submit and your name and address should show up on the screen
6. Enter the School code of 03228
7. Enter your email address
8. Click on "Designate School" Do this before clicking on "Complete"
9. Click on "Complete"